

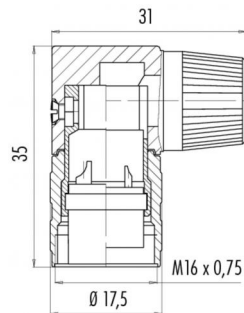
Product description **Contacts: 3 DIN, female angled connector, cable outlet 6 - 8 mm, plastic model, gold plated contacts**

Area **M16 IP40 Series 682**
 Order number **09 0136 78 03**

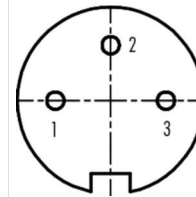
Illustration



Scale drawing



Contact arrangement



	X	Y
1	-3,50	0,00
2	0,00	3,50
3	3,50	0,00

You can find the component part drawing on the next page.

Technical data

General values

Connector design	female angled connector
Connector locking system	bolted
Termination	solder
Wire gauge (mm)	0,75 mm ²
Wire gauge (AWG)	20
Cable outlet	6,0 - 8,0 mm
Upper limit temperature	85 °C
Lower limit temperature	-40 °C

Electrical values

Rated current (40 °C)	7 A
Rated voltage	250 V
Rated impulse voltage	1500 V
Pollution degree	1
Overvoltage category	I
Insulating material group	III
Volume resistivity	≤ 3 mΩ
Insulation resistance	≥ 10 ¹⁰ Ω
EMC compliance	Shielding is not possible
Degree of protection	IP40
Mechanical operation	> 500 Mating cycles

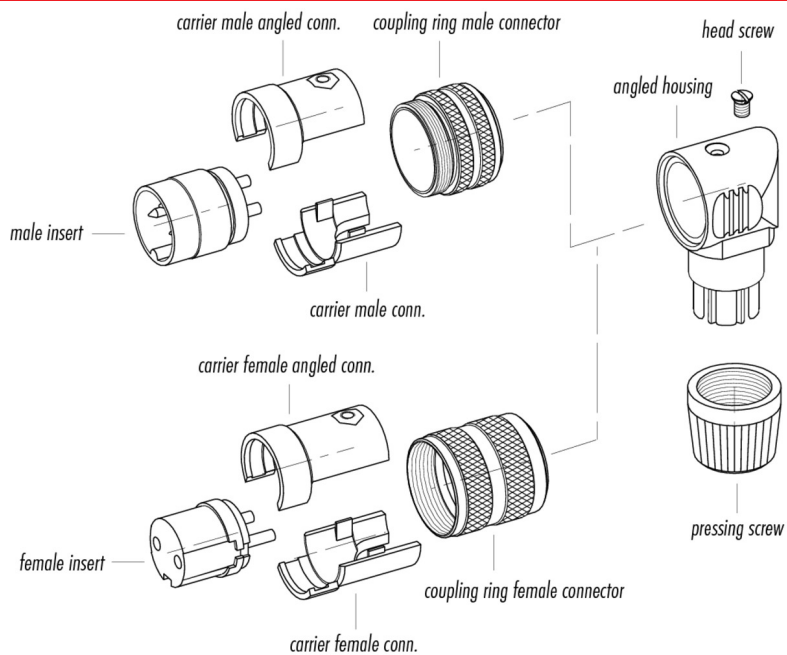
Material

Contact material	CuSn (bronze)
Contact plating	Au (gold)
Contact body material	PBT (UL 94 V-0)
Housing material	PA

Product description **Contacts: 3 DIN, female angled connector, cable outlet 6 - 8 mm, plastic model, gold plated contacts**

Area **M16 IP40 Series 682**
Order number **09 0136 78 03**

Component part drawing



Product description	Contacts: 3 DIN, female angled connector, cable outlet 6 - 8 mm, plastic model, gold plated contacts
Area	M16 IP40 Series 682
Order number	09 0136 78 03

Security notices

The connector must not be connected or separated under load. Non-observance and incorrect use can result in personal injury.

The connectors are designed for use in plant, control system and electrical equipment. The end user is responsible for checking whether the connectors are suitable for use in other applications.

Connectors used in electrical circuits containing hazardous life parts must only be assembled and used by or under the supervision of persons with the requisite electrotechnical training, taking the applicable regulations and standards into account.

The connector is not suitable for mains voltages. Please observe the pollution degrees and the overvoltage category. For further information refer to 'Technical support' in the Download Centre.

To lock the cable connector to the equipment connector, the threaded ring is tightened until it is 'finger-tight' (approx. 50 cNm).