

# Product data sheet

## Subminiature connectors

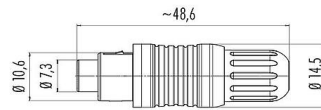


Product description	<b>Push Pull Female cable connector, Contacts: 8, 3.5-5.0 mm, shieldable, solder, IP67</b>
Area	<b>Push-Pull IP67</b>
Part no.	<b>99 4930 00 08</b>

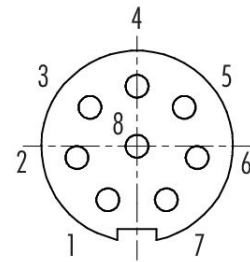
### Illustration



### Scale drawing



### Contact arrangement (Plug-in side)



You can find the assembly instructions on the next page.

## Technical data

### General features

Part no.	<b>99 4930 00 08</b>
Connector design	Female cable connector
Version	Connector socket straight
Connector locking system	Push-Pull
Termination	solder
Degree of protection	IP67
Cross-sectional area	max. 0.14 mm <sup>2</sup> / AWG 26
Cable outlet	3.5-5.0 mm
Temperature range from/to	-40 °C / 85 °C
Mechanical operation	> 500 Mating cycles
Weight (g)	8.93
Customs tariff number	85369010
Country of Origin	DE

### Electrical parameters

Rated voltage	125 V
Rated impulse voltage	1500 V
Rated current	1.0 A
Pollution degree	2
Overvoltage category	I
Insulating material group	II
EMC compliance	shieldable
Shield connection	Shield clamping

# Product data sheet

## Subminiature connectors



Product description	<b>Push Pull Female cable connector, Contacts: 8, 3.5-5.0 mm, shieldable, solder, IP67</b>
Area	<b>Push-Pull IP67</b>
Part no.	<b>99 4930 00 08</b>

### Material

Housing material	PA
Contact body material	PUR/PA
Contact material	CuSn (bronze)
Contact plating	Au (gold)
Locking material	CuZn (brass)
REACH SVHC	CAS 7439-92-1 (Lead)
SCIP number	430b8520-9aa9-4bc8-b2a4-d425d37cc849

### Classifications

eCl@ss 11.1	27-44-01-02
ETIM 9.0	EC002635

### Declarations of conformity

Low Voltage Directive	2014/35/EU (EN 60204-1:2018;EN 60529:1991)
-----------------------	--

# Product data sheet

## Subminiature connectors

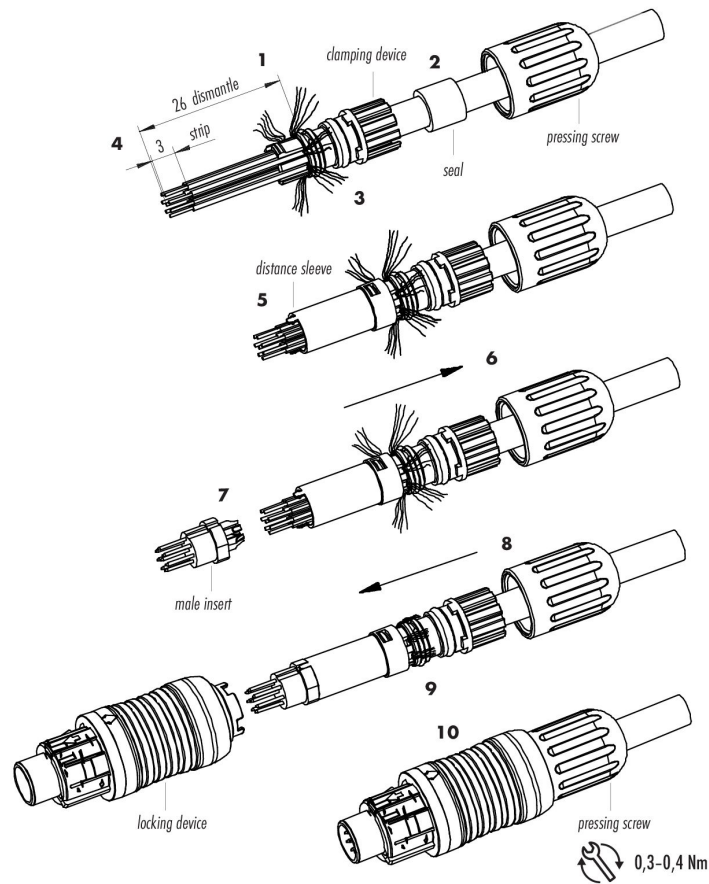


Product description **Push Pull Female cable connector, Contacts: 8, 3.5-5.0 mm, shieldable, solder, IP67**

Area **Push-Pull IP67**  
Part no. **99 4930 00 08**

### Assembly instructions

1. Strip to 26mm length but do not take off cable jacket.
2. Bead pressing screw and clamp device to cable. Mount sealing ring to clamp device. Remove cable jacket.
3. Fan out and comb shielding braid.
4. Strip the insulation off the wires and tin them.
5. Snap in distance sleeve and clamp device.
6. Solder wires to solder cups.
7. Stick distance sleeve to sleeve.
8. Push forward and snap in clamp device. Mount shielding braid around the crown.
9. Strip off and shorten shielding braid in the direction of the shielding ring.  
too long: shielding braid on sealing ring - untight  
too short: no contact to wave washer
10. Insert assembled unit into carrier sleeve. Note the position of the coding nose.
11. Put on and tighten pressing screw.



Product description	<b>Push Pull Female cable connector, Contacts: 8, 3.5-5.0 mm, shieldable, solder, IP67</b>
Area	<b>Push-Pull IP67</b>
Part no.	<b>99 4930 00 08</b>

## Security notices

The connector must not be plugged or unplugged under load. Non-observance and improper use can result in personal injury.

The connectors have been developed for applications in plant engineering, control and electrical equipment construction. The user is responsible for checking whether the connectors can also be used in other areas of application.

To protect against unintentional opening of the connector, the thread between the housing and the connector head must be secured with a suitable cyanoacrylate adhesive when used in circuits with voltages dangerous to the touch. This does not apply to connectors used in SELV and PELV circuits according to IEC 61140 (EN 61140, VDE 0140-1).

Connectors which are used in circuits with voltages dangerous to the touch may only be installed and used by, or under the supervision of, persons with electrical engineering training, taking into account the applicable regulations and standards.

The user must take suitable safety precautions to ensure that the connector cannot be accidentally disconnected.

Plug connectors with enclosure protection IP67 and IP68 are not suitable for use under water. When used outdoors, the plug connectors must be protected separately against corrosion. For further information on the IP protection classes, please refer to the "Technical Information" download centre.

The plug connector is not suitable for mains voltages. Please observe the pollution degree and the overvoltage category. For further information, please refer to the download center "Technical Information".