

# Product data sheet

## Subminiature connectors

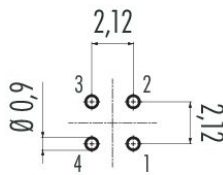


Product description	Snap-In Male panel mount connector, Contacts: 4, unshielded, solder, IP40
Area	Snap-in IP40
Part no.	09 9765 30 04

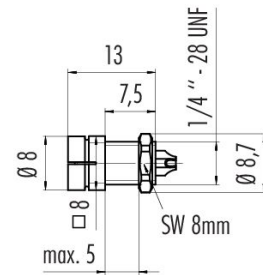
### Illustration



### Conductor layout



### Scale drawing



### Contact arrangement (Plug-in side)



You can find the component part drawing and assembly instructions on the next page.

### Technical data

#### General features

Part no.	09 9765 30 04
Connector design	Male panel mount connector
Version	Connector pin straight
Connector locking system	snap-in
Termination	solder
Degree of protection	IP40

# Product data sheet

## Subminiature connectors



Product description	<b>Snap-In Male panel mount connector, Contacts: 4, unshielded, solder, IP40</b>
Area	<b>Snap-in IP40</b>
Part no.	<b>09 9765 30 04</b>

Cross-sectional area	0.25 mm <sup>2</sup> / AWG 24
Temperature range from/to	-25 °C / 70 °C
Mechanical operation	> 100 Mating cycles
Weight (g)	1.23
Customs tariff number	85369010
Country of Origin	DE

### Electrical parameters

Rated voltage	60 V
Rated impulse voltage	800 V
Rated current	3,0 A
Insulation resistance	≥ 10 <sup>10</sup> Ω
Pollution degree	1
Overvoltage category	II
Insulating material group	III
EMC compliance	unshielded

### Material

Housing material	PA
Contact body material	PA
Contact material	CuZn (brass)
Contact plating	Au (gold)
REACH SVHC	CAS 7439-92-1 (Lead)
SCIP number	66cbc7ca-34a6-4e5d-9dd9-24c767331c2a

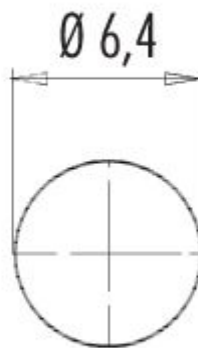
### Classifications

eCl@ss 11.1	27-44-01-09
ETIM 9.0	EC003569

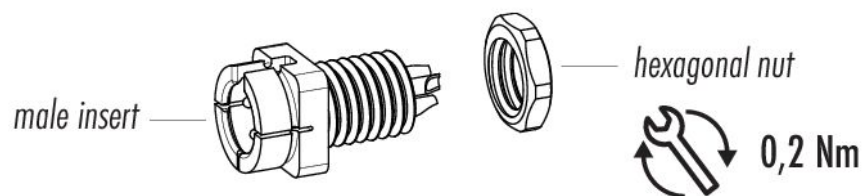
**Product data sheet**  
**Subminiature connectors**

Product description	<b>Snap-In Male panel mount connector, Contacts: 4, unshielded, solder, IP40</b>
Area	<b>Snap-in IP40</b>
Part no.	<b>09 9765 30 04</b>

**Assembly instructions / Panel cut-out**



**Component part drawing**



Product description	<b>Snap-In Male panel mount connector, Contacts: 4, unshielded, solder, IP40</b>
Area	<b>Snap-in IP40</b>
Part no.	<b>09 9765 30 04</b>

### **Security notices**

The connector must not be plugged or unplugged under load. Non-observance and improper use can result in personal injury.

The connectors have been developed for applications in plant engineering, control and electrical equipment construction. The user is responsible for checking whether the connectors can also be used in other areas of application.

Connectors which are used in circuits with voltages dangerous to the touch may only be installed and used by, or under the supervision of, persons with electrical engineering training, taking into account the applicable regulations and standards.

The user must take suitable safety precautions to ensure that the connector cannot be accidentally disconnected.

The plug connector is not suitable for mains voltages Please observe the pollution degree and the overvoltage category. For further information, please refer to the download center "Technical Information".